



Volume 4, Number 9

September 2020

The NMRA's *Turntable* is a monthly publication which, like a railroad turntable, will lead you in several directions on the internet.

This e-publication is a collection of railroad and model railroad videos, podcasts, websites, and/or other information freely available on the internet that we think may be of interest to you. The NMRA claims no ownership of this information, nor do we endorse its creators or their websites. The *NMRA Turntable* will not promote individuals or their for-profit ventures.

A Members-Only Exclusive Clinic from Model Railroader Video Plus

Summer Camp Day 1 - Painting Prepwork



SUMMER CAMP DAY 1
PAINTING PREPWORK

MRVP

[Summer Camp Day 1](#)

Welcome campers! Two fun-filled weeks of Model Railroader Video Plus Summer Camp have begun. Camp Director David Popp will guide you through various all-scale modeling efforts covering structure-building, detailing, painting, weathering, and so much more. Get your permission slip submitted so you can join the Day One painting prep activities exclusively on MRVideoPlus.com!




[Scratchbuilding w/Styrene](#)

Scratch building is one of the presenter's favorite parts of model railroading and scale model building. In this detailed series he shows some easy to follow tips, tricks, hacks and techniques to build an ultimate model from scratch.

In Episode 1, he has documented in detail the background of the model, i.e. why he needed one in the first place, how he did prototype study and then most importantly, how he scratch-built every single piece from his stock of styrene supply: no kit, no reference model, no reference drawing - just a few pieces of styrene, a hobby knife and some cool tricks can help in making a really awesome model!

Building an Ultra-Realistic Bridge




[Building an Ultra-Realistic Bridge](#)

A complete tutorial from start to finish. Watch as Luke takes some basic materials and turns them into an amazing bridge diorama. A project like this might seem daunting but if you

take your time and with the right tools you too could make something similar or better!

Scratchbuilding in Wood - Part 1



Scratchbuilding in Wood

A step by step on how to scratchbuild a structure in wood using board by board construction and weathering each of the parts.


Review: HO Scale F3A/B w/Paragon 3 Sound



Review: HO Scale F3A/B

James takes a look at the Broadway Limited F3A/B HO Scale w/Paragon 3 Sound!

NMRA-X Virtual Convention Clinics



The NMRA-X is the new virtual experience formed to bring some of the benefits of the organization live, right to your computer screens! Last July NMRAX held the **GatewayX**, our first-ever NMRAX Virtual National Convention - a week-long event that ran every day during the week of July 12th to July 18th! This event, along with previous events, can be found on the NMRA-X YouTube channel.

[NMRA YouTube Channel](#)

Best of the Rest

7 1/4" Gauge Garratt Locomotive



7 1/4" Gauge Garratt Locomotive

Riding the EAR 59 Class 7.25" gauge Garratt steam locomotive at Stoomgroep Turnhout. This locomotive was built by Marc Melis.

Adam Savage's 1-Day Builds Kitbashing & Scratchbuilding w/Styrene



Adam Savage's 1-Day Builds

Adam goes back to his roots as a spaceship modelmaker in this week's build, using scratch-building and kit-bashing to make a scale model inspired by a piece of art by the legendary Jean "Moebius" Giraud. Along the way, Adam shares many tips for working with styrene to give miniatures detail that really shines on screen.

Portland & Ogdensburg Railroad




Portland & Ogdensburg Railroad

2020 HO Scale Model Train Layout Overview Tour of Maine Central based Portland & Ogdensburg Railroad. Don Sauret narrates a basic overview of his model railroad layout. The layout features representations of Portland Maine, St Johnsbury, Crawford Notch, Willey Brook, and other locations.

The Railroads modeled are the Boston & Maine and the Maine Central. The period modeled is 1960. The model railroad is HO or 1/87 scale. The layout runs on Digitrax Digital Command Control (DCC) and the locomotives are primarily use Soundtrax decoders.

Basic Model Window Scratchbuilding



Basic Model Window Scratchbuilding

Learning to scratch build model windows can expand possibilities for a model builder or hobbyist. You're no longer limited by what's available off the shelf.

Scratchbuilding windows is really not that difficult. Here's a basic technique for double-hung window construction. Build a few and you can get pretty efficient at it.

Of course this basic technique can be expanded and added to. You could add more prototypical details like a sloped sill and additional trim and stops. Or even use those stops to make windows openable if you like.

Making Realistic Ocean Water



Making Realistic Ocean Water

How to model REALISTIC ocean or lake water with wave effect, that is low cost & easy, using toilet paper and glue. Unlike many other methods, you don't need to be a skilled artist to get a realistic water effect.

Scratchbuild a Milk Platform



Scratchbuild a Milk Platform

A how to scratch build Video. This milk platform was used on many Railroads in the Country for years. This video shows you how to scratch build one for your layout.

Busy Day in Waycross, GA



Busy Day in Waycross

All CSX, ACL & SCL Railfans in the South must at some time visit Waycross, Georgia. This giant 4 mile long classification yard is one of the biggest on the system. Here's what I got on a one-day visit in June 2020.

NMRA Partnership Program



PARTNERSHIP PROGRAM

NMRA members can log in and click on the **Benefits** tab to view the **NMRA Partnership Program**. Please patronize all of our partners for some fantastic discounts as an NMRA member!

**Bear Creek Model
Railroad, LLC**

CatzPaw Innovations

Clever Models, LLC

CMR Products, LLC

Deepwoods Software

Deluxe Materials

Digikeijs

East Coast Circuits

Gatorfoam

Grapevine Vintage Railroad

Great Decals!

Green Frog Productions

Hot Wire Foam Factory

K.I.S.S. Method, Inc.

LaBelle Woodworking Co.

LARC Products

Logic Rail Technologies

Micro-Mark

Mine Mount Models

Miniprints

MinuteMan Scale Models

Model Railroad Benchwork

Model Train Catalogue

Modelers Decals & Paint

Motrak Models

MRC (Model Rectifier Corp)

Nick and Nora Designs

NScale Works by Mike Holly

OK Engines/Streamliners

Old West Scenery

Ram Track

RR-CirKits

Scale Model Plans

Scalecoat Paint

Scenery Solutions

Showcase Miniatures

Team Track Models

The N Scale Architech

The Old Depot Gallery

Tichy Train Group

Train Installations, LLC

Train Show, Inc.

Trainmasters TV/Model

Railroad Hobbyist Store

UGEARS

Unreal Details

USA Airbrush Supply/

Badger Airbrush

WiFi Model Railroad, LLC

The NMRA Partnership Program is a member benefit that truly has a tangible payback. We've partnered with model railroad manufacturers of all sizes, giving them exposure on our website in return for receiving generous discounts for NMRA members all year long. Some provide members with special codes, others prefer a phone or email order, but all appreciate the additional business from our members. And of course, our members appreciate the extra savings...savings that can actually pay the cost of NMRA membership! **Be sure to check back often as new Partners are being added all the time.**

[NMRA Partnership Program](#)

[Division Business Car](#)

NMRA@Home



Techniques for rusting your models

Featured in the Division Business Car Column appearing in the August, 2020 issue of NMRA Magazine.

Modelers are always looking for a new technique to weather their models. Here is a technique for rust that may be new to you. Read it with a grain of salt!

Railfanning the Thunder Mountain and Northern

Featured in the Division Business Car Column appearing in the August, 2020 issue of NMRA Magazine.



Take a virtual trip to Great Britain and see Al Dutour's HO Scale Thunder Mountain and Northern layout. The layout is based on the Canadian Pacific in the eastern Rocky Mountains.

A Pair of Frugal Tips

Featured in the Division Business Car Column appearing in the August, 2020 issue of NMRA Magazine



Cleaning the spray nozzle on a spray paint can

Tired of those pesky clogged nozzles on paint spray cans? Here is an economical way of keeping those nozzles clear.



A DIY foam cradle for your models

Read about an inexpensive alternative to commercial foam cradles for locomotives and rolling stock.

[Division Business Car](#)

The ***Division Business Car*** column appears in even-numbered months in NMRA Magazine. It's loaded with great modeling ideas, plus useful information that can help make your Division, Region or 100% NMRA Club even better. The information comes from articles published in Region, Division, and club newsletters. The best of these articles are posted on the NMRA website. You can read the entire archive, from as far back as 2011 right up to the latest posting, by clicking [here](#).

Don't forget to visit the [Partnership Program](#) page on our website to get great deals and discounts!

Previous issues of the ***NMRA Turntable*** are available on the Turntable Archives page. You must first log in as a member at: nmra.org After you are in the members-only section, then hover over Publications on the menu bar, then ***NMRA Turntable***, and then click on one of the list of back issues.

Editor: [Paul V. Voelker](#)

Executive Editor: [John Stevens](#)

The NMRA Turntable is an official monthly production of the National Model Railroad Association, Inc. Publishing Department ([Don Phillips](#), Manager). Its purpose is to introduce NMRA members to a selection of instructional videos and online publications that they may find of interest. If you know of an NMRA member who is not receiving this mailing, please direct them to [here](#) to update their email address. If you no longer wish to receive these mailings, please don't mark them as SPAM. Instead, click the Safe Unsubscribe link at the bottom of this page. ©2017 National Model Railroad Association, Inc., P.O. Box 1328, Soddy Daisy TN 37384.

STAY CONNECTED:

